



# Marguerite

©Viviane Berty 2013


1



2



3



4




5



6




7



Water bomb bases on the top edge


8



9



10



11




12




13



14



15




16



Closed sink to lock


17



Back views and  
top view of the



18



Back to step 10

19




Top view

20



Back view

21




Inside reverse folds on the top


22




23




24



Now, open the flower and lock the bottom in the same time : this is tricky 😊



25





26



2 valley folds to lock, only 2 !

